


# NDP-20 SERIES

Maximum Capacity 120 l/min  
Port Size 3/4" (20 mm)



## NDP-20 Aluminum

Dimensions:  
249 mm W x 320 mm H  
Net Wt.: 9,0 kg  
Shipping Wt.: 10,4 kg

## NDP-20 Polypropylene-Rc

Dimensions:  
316 mm W x 368 mm H  
Net Wt.: 8,2 kg  
Shipping Wt.: 10,2 kg




## NDP-20 Polypropylene-DN Flange

Dimensions:  
316 mm W x 375 mm H  
Net Wt.: 8,2 kg  
Shipping Wt.: 10,2 kg



## NDP-20 Stainless Steel

Dimensions:  
249 mm W x 320 mm H  
Net Wt.: 13,9 kg  
Shipping Wt.: 14,5 kg



# NDP-20 SERIES SPECIFICATIONS

## Port Dimensions

Intake & discharge connection:

Polypropylene (PPG)	3/4" 20 mm Female Rc
Aluminum (ADC-12)	3/4" 20 mm Female Rc
Stainless Steel (316)	3/4" 20 mm Female Rc
Air inlet (incl. ball valve):	3/8" 10 mm Female Rc
Air exhaust (incl. silencer):	3/4" 20 mm Female Rc

DN & ANSI Flange also available—consult Yamada.

Notes: Flange connections are equivalent to DN 20 PN 10 and JIS 10K 20A

## Air Supply Pressure (All Models)

1,4 – 7 Bar (0,14 – 0,7 MPa)

## Discharge Volume Per Cycle

Rubber diaphragm: 615 cc

PTFE diaphragm: 539 cc

## Maximum Cycles Per Minute

Rubber diaphragm: 195

PTFE diaphragm: 195

## Maximum Size Solid

2,0 mm (1/16")

## Maximum Dry Suction Lift

Rubber-fitted pump capability: 5,5 m

## Air Motors

Metal pumps standard with aluminum motor.

Plastic pumps standard with PPG motor.

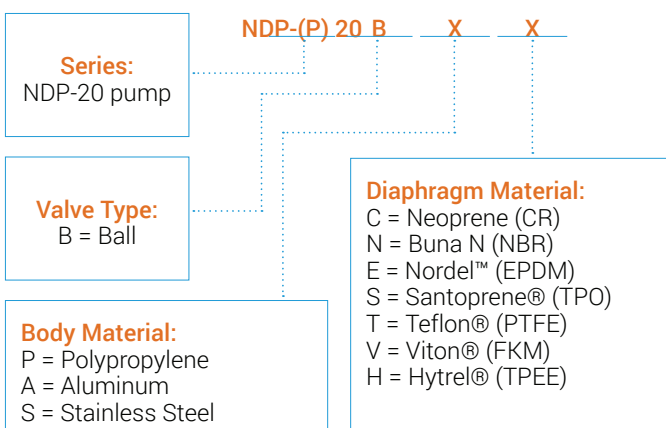
Optional air motors: Teflon®-coated, Electroless Nickel plate for aluminum air motor.

## Notes:

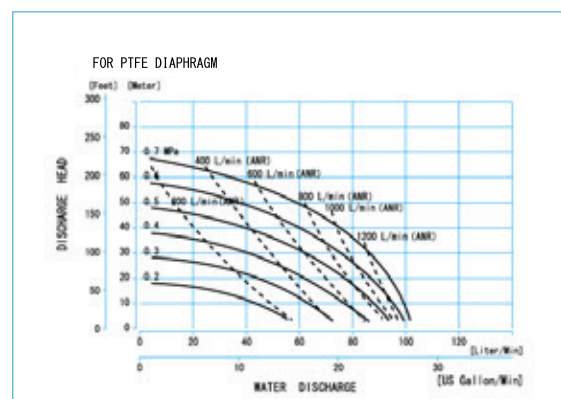
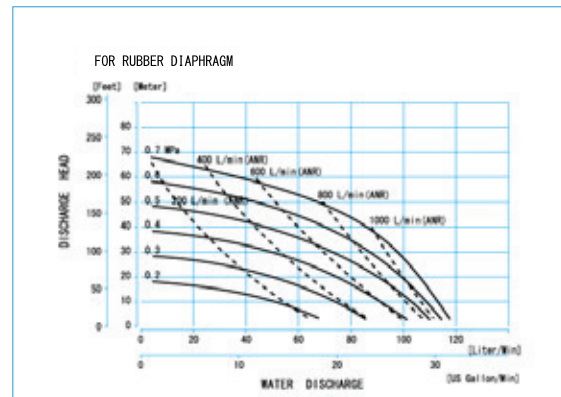
Hytrel®-fitted pumps include Buna-N wetted o-rings.

Santoprene®-fitted pumps include EPDM wetted o-rings.

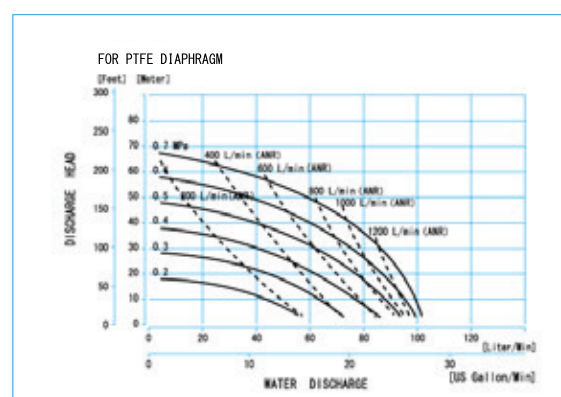
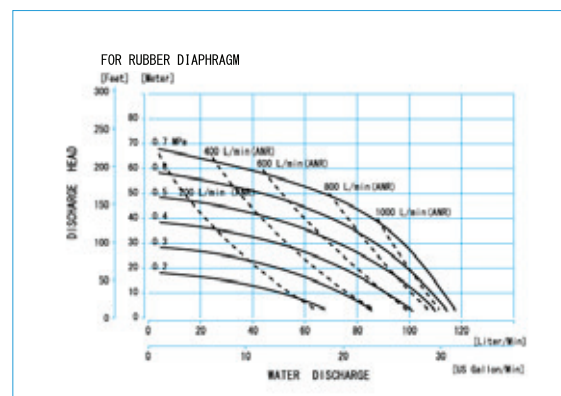
## Model Number Nomenclature



## Metal Pump Performance Curve



## Plastic Pump Performance Curve



Additional options listed on page 35.