

# Sang-A



**SANG-A PNEUMATIC CO., LTD.**  
#36, SECHEON-RO 3-GIL, DASA-EUP,  
DALSEONG-GUN, DAEGU, KOREA  
Tel:82-53-583-5200, Fax:82-53-583-5208  
<http://www.sanga2000.com>  
E-mail:sang-a@sanga2000.com

# CHECK VALVES

## Application

- Check Valves permit airflow in one direction.
- Used for maintaining the output pressure at a constant level.

## Feature

- The check valves permit the airflow in one direction but stops in the reverse direction.
- The check valve works at the pressure of 0.1kgf/cm<sup>2</sup>, keeps 1.42 PSI in vacuum and connects at a low pressure.

## Specification

Fluid	Air(No other gases or liquids)	
Working Pressure Range	0~150PSI	0~9Kg <sub>f</sub> /cm <sup>2</sup> (0~900kPa)
Negative Pressure	-29.50 in Hg	-750mmHg(10Torr)
Temperature Range	32~140° F	0~60° C
Applicable Tube Material	Polyurethane and Nylon	

## Product Code System

### PCVC O6-O1 A

(1) (2) (3) (4) (5)

① Type

② Tube Dia(φD)

Code	04	06	08	10	12
Dia	φ4	φ6	φ8	φ10	φ12

③ Thread Size(T)

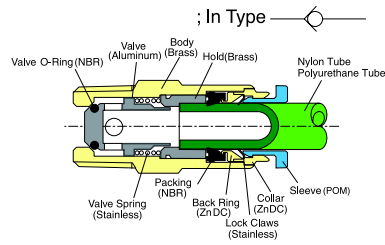
	Metric Size		Taper Pipe Thread			
Code	M5	M6	01	02	03	04
Size	M5×0.8	M6×1.0	R1/8	R1/4	R3/8	R1/2

④ Control Method


Type	Meter IN	Meter OUT
Air Flow	Thread to Tube	Tube to Thread
PCVC		
PCVF		
PCVU		In case of PCVU model, you should pipe according to signal of the body.

⑤ U : Hexagon flat-to-flat inch specification.(NPT)

## Structural Diagram



# Check Valves



## Fitting with G Thread (O-Ring)



### CAUTION

- Be sure to read the "Common Precautions" and "Using Precautions of Fitting Series" (P6) before using.
- Be sure to confirm the direction of the stop instrument. Reverse direction will not allow airflow.

### WARNING

- Be careful of a scald by the heat generation on the body for the high frequency of stop circulation effect.

# PCVC



MODEL[∅D-T]

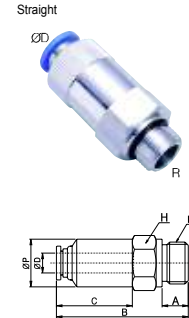
**Tube (Metric) - Thread(R)**

MODEL	∅D	R
PCVC 04-M5	4	M5
PCVC 04-M6	4	M6
PCVC 04-01	4	R1/8
PCVC 06-01	6	R1/8
PCVC 06-02	6	R1/4
PCVC 08-01	8	R1/8
PCVC 08-02	8	R1/4
PCVC 10-03	10	R3/8
PCVC 10-04	10	R1/2
PCVC 12-03	12	R3/8
PCVC 12-04	12	R1/2

**Tube (Inch) - Thread (NPT)**

MODEL	∅D	R
PCVC 5/32-U10U	5/32	UNF10 * 32
PCVC 5/32-N01U	5/32	NPT1/8
PCVC 3/16-U10U	3/16	UNF10 * 32
PCVC 3/16-N01U	3/16	NPT1/8
PCVC 3/16-N02U	3/16	NPT1/4
PCVC 1/4-N01U	1/4	NPT1/8
PCVC 1/4-N02U	1/4	NPT1/4
PCVC 5/16-N01U	5/16	NPT1/8
PCVC 5/16-N02U	5/16	NPT1/4
PCVC 3/8-N03U	3/8	NPT3/8
PCVC 3/8-N04U	3/8	NPT1/2
PCVC 1/2-N03U	1/2	NPT3/8
PCVC 1/2-N04U	1/2	NPT1/2

# PCVC-G

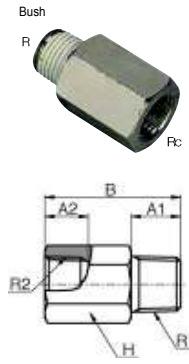


MODEL[∅D-T]

**Tube (Metric) - Thread(G)**

MODEL	∅D	R
PCVC 04-G01	4	G1/8
PCVC 06-G01	6	G1/8
PCVC 06-G02	6	G1/4
PCVC 08-G01	8	G1/8
PCVC 08-G02	8	G1/4
PCVC 10-G03	10	G3/8
PCVC 10-G04	10	G1/2
PCVC 12-G03	12	G3/8
PCVC 12-G04	12	G1/2

# PCVF



MODEL[∅D-T]


**Tube (Metric) - Thread(R)**

MODEL	R	Rc
PCVF 01-01	R1/8	Rc1/8
PCVF 02-02	R1/4	Rc1/4
PCVF 03-03	R3/8	Rc3/8
PCVF 04-04	R1/2	Rc1/2

**Tube (Inch) - Thread (NPT)**

MODEL	R	Rc
PCVF N01-N01U	NPT1/8	NPT1/8
PCVF N02-N02U	NPT1/4	NPT1/4
PCVF N03-N03U	NPT3/8	NPT3/8
PCVF N04-N04U	NPT1/2	NPT1/2

# PCVF-G



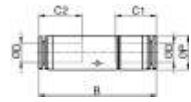
MODEL[∅D-T]

**Tube (Metric) - Thread(G)**

MODEL	R	Rc
PCVF G01-G01	G1/8	G1/8
PCVF G02-G02	G1/4	G1/4
PCVF G03-G03	G3/8	G3/8
PCVF G04-G04	G1/2	G1/2

# PCVU

Union Straight



MODEL [ØD-T]

**Tube (Metric) - Thread (R)**

MODEL	ØD
PCVU 04	4
PCVU 06	6
PCVU 08	8
PCVU 10	10
PCVU 12	12

**Tube (Inch) - Thread (NPT)**

MODEL	ØD
PCVU 5/32	5/32
PCVU 3/16	3/16
PCVU 1/4	1/4
PCVU 5/16	5/16
PCVU 3/8	3/8
PCVU 1/2	1/2